



A program sponsored by the Massachusetts Department of Transportation

Buy Shuttle Tickets from your phone!

1 Download the App

Available for Android and iOS devices in Google Play or the App Store. Search "MassDOT BusPlus".

2 Sign Up

For access to Middlesex 3 TMA routes, you must sign up for an account using your employee email.

3 Find Shuttle Tickets

Select your origin and destination. Click the search button to find shuttle tickets along your desired route.

4 Add Tickets to Cart

Use the + and - to select the number of tickets you'd like to purchase. Tap Checkout or to continue.

5 Choose Payment

Select an existing or add a new payment method. Confirm purchase by clicking the Buy Now button.

6 Activate Tickets

Select "My Tickets" and swipe (iOS) or tap (Android) the tickets you wish to activate/use.

7 Use Tickets

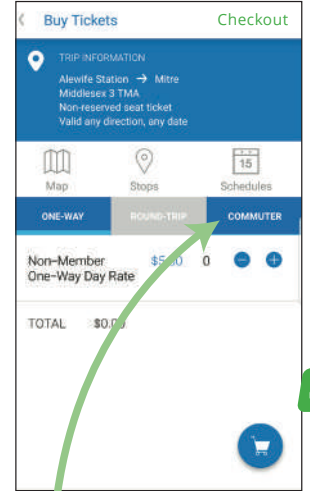
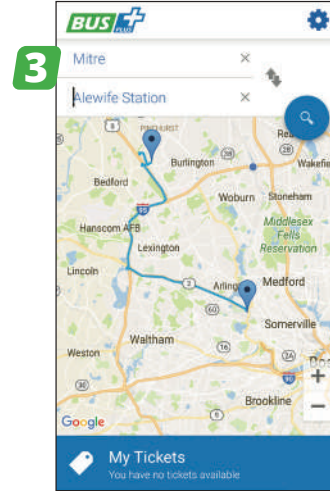
Open your activated ticket (background image will be moving). Show to the driver upon boarding.

Need help?

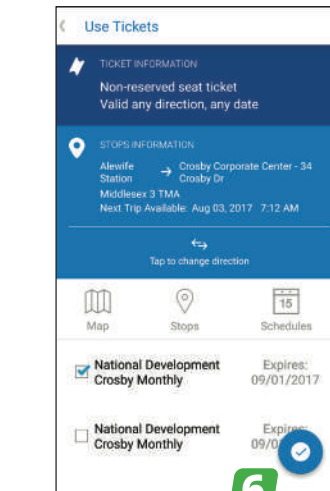
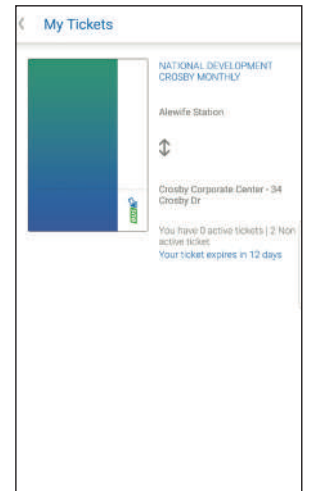
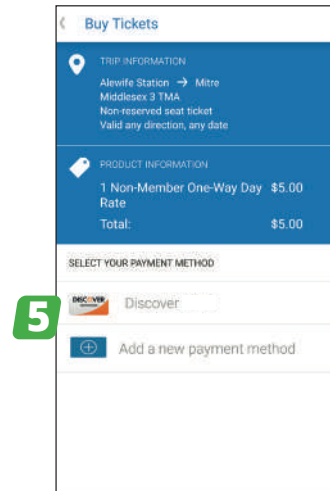
Contact Jay Epstein, jepstein@transactionassoc.com

Middlesex TMA

1 MassDOT BusPlus By Bytemark, Inc.



Middlesex 3 TMA member passes are under the "Commuter" tab



Valid tickets must have moving background image